


19" Multiswitch 4-12 cascaded



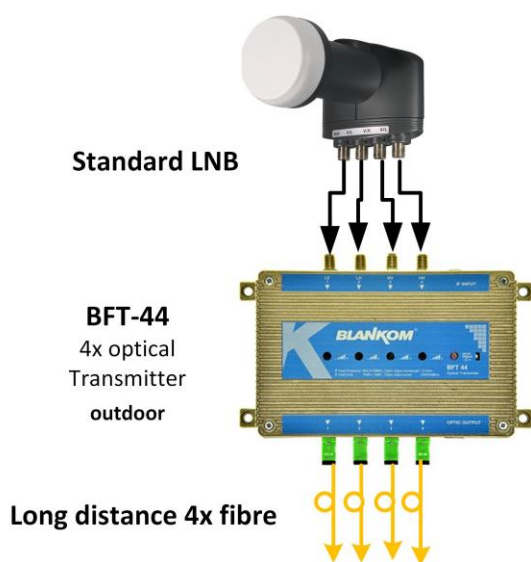
All technical details are subject to change w/o notification

- Dual redundant power supplies by Diode circuit
- BMS-0512C* is the version of BMS-0512C w/o terrestrial path
- Designed for installation into 19" Racks = 1RU
- Up to 7 cascading's possible
- Low power consumption
- LNB powering ON/OFF selectable
- LNB supply 13-18V, 13V-18V+22KHz and up to 2.5A in total
- QUAD LNB compatible
- 950-2150MHz and 47-870MHz lossless sharp filter design
- Trunk loss in average less than 2dB
- Gain Adjusting by 4 potentiometer
- High Isolation between outputs
- Output port protection up to 100 Volts
- LED indicators for each output
- High performance isolated industrial power supplies
- Professional RF design for DVB IPTV and Digital Headend's

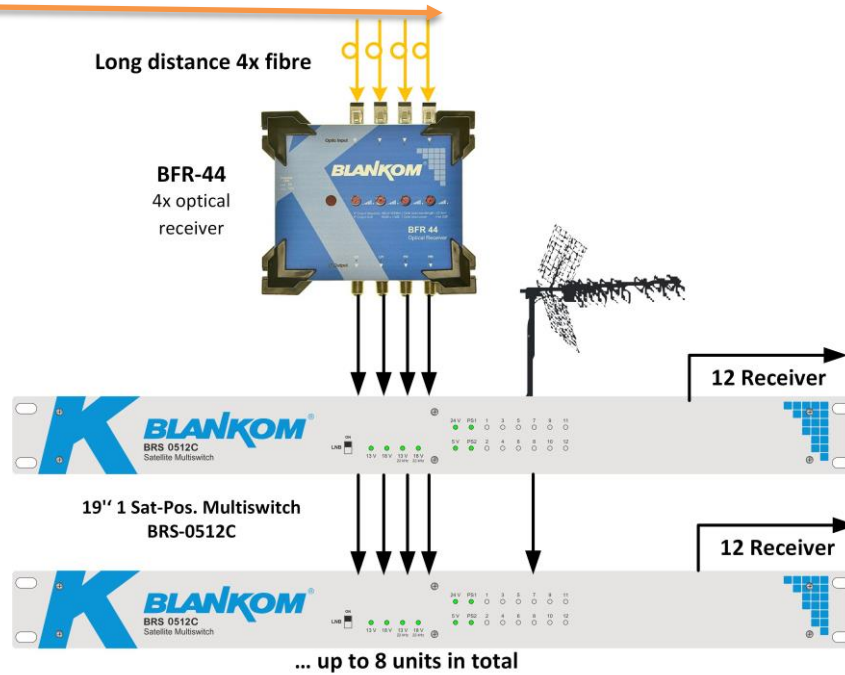
BLANKKOM BMS-0512C* is a high-performance 1x Sat-Position Gateway device for digital TV broadcasting headend systems with a high end performance. Designed for the modern 19" rack mounting installations.

This professional Multiswitch can be cascaded and is useful to grow with your demands. If more Receiver outputs are needed - simply add a second device in your 19" Rack. (Up to 7 cascading devices in one chain are possible)

The LNB power can be set to ON or OFF to be almost flexible for the combination with non-powered devices like fibre optic LNB or similar optical transmitter – receiver couples like the BLANKKOM BFT-44 (4x fibre transmitter) to BFR-44 /4x (Fibre receiver). LED's are showing the actual status as well as Gain adjustments for the 4 SAT-levels are securing a flexible installation even with multiple LNB supporting.



Application example
1 SAT position via optical fibre to a 19" Headend - Rack



Technical specifications:

Input interface	1x Sat-position with 4 Inputs F-Connector female, 75 Ohm 1x Terrestrial Input active (passive available on demand), F-connector, 75 Ohm	
Outputs	12 Receiver outputs, F-connector female, 75 Ohm, 4 Trunk outputs + 1x terrestrial for cascading	
I/O Performance	LNB polarity selectable	13V, 18V, 13V+22KHZ, 18V+22KHZ (Quad compatible) <i>Multiple dual- and single LNB's can be installed but should not exceed 2.5A consumption in total.</i>
	Frequency range	SAT-IF: 950-2150MHz Terrestrial: 47-870MHz
	Through loss Trunks	SAT: -2dB ±0.5dB Terr.: -1dB ±0.5dB (passive = 28dB)
	Receiver output gain	SAT / IF: 950MHz -2dB ±1dB SAT / IF: 2150MHz +2dB ±1 dB TERR: +4dB ±1dB
	Max. Input Level	SAT / IF: 96dBµV / Minimum level= 65dBµV TERR: 84dBµV
	Max. Output Level	SAT / IF IMA3: 98dBµV / Minimum Output level= 67dBµV TERR: 88dBµV
	Attenuation/Gain adjust.	SAT / IF and Terr = 15 dB by 5 3x360° potentiometer fine adjust
	Isolation:	SAT-SAT >30dB SAT-Terr >37 dB
Power	Primary AC 100V...230V	2x24V DC 2A with Auto pass from redundant PSU's
General	Dimensions	485mm × 245mm × 45mm (WxLxH) 1 RU
	Weight	Approximately 2.5kg
	Temperature	-30...50°C (operation), -20...80°C (storage)
	Power supply	AC 100V ±10%, 50/60Hz or AC 230V ±10%, 50/60Hz